

Lumin 30% Portfolio

Ascentric



Portfolio Objective

The Lumin 30% portfolio seeks to generate long term, above inflation returns through holding equity investments together with other diversifying investments. The equity investments held are in the range of 20-40% depending on our view of the prospects of the equity markets. The balance of the portfolio is invested in a diversified range of fixed interest, property, hedge funds and inflation linked assets.


Key Facts*

Historic Yield	3.03%
Benchmark	ARC PCI £ Cautious
Underlying Fund Costs (AMC)	0.55%
Model Size	£86.8m
Volatility	4.10%**
Maximum Drawdown	3.14%**

* As at 31st October 2018

** Numbers are based on monthly returns

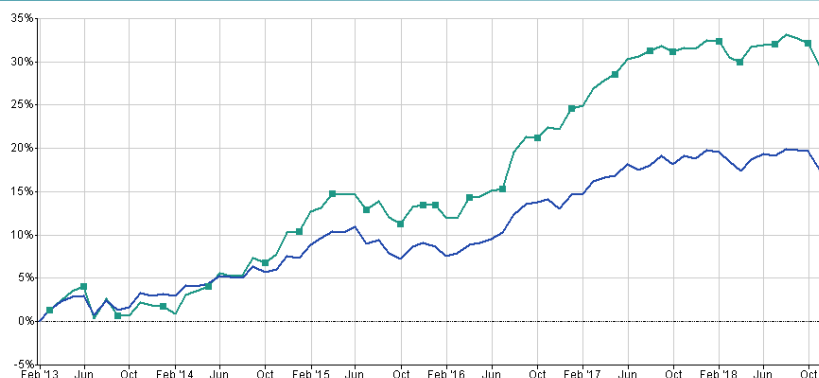
Risk Rating



Holdings

Equities	24%
Vanguard All World	
Vanguard FTSE 100	
Man GLG UK Undervalued Assets	
Dodge & Cox Global	
JPM Natural Resources	
Jupiter UK Special Situations	
L&G European Index	
Schroder European Alpha Income	
Invesco Perpetual Pacific	
Corporate Bonds	40%
iShares 1-5 Year Corporate Bonds	
Jupiter Strategic Bond	
Artemis Strategic Bond	
M&G Optimal Income	
Government Bonds	2.5%
iShares \$ TIPS	
Real Estate	13.5%
UK Commercial Property Trust	
BMO Property Growth & Income	
Tritax Big Box REIT	
Alternative Trading Strategies	18.5%
Legg Mason WA Macro Opportunities	
Architas Diversified Real Assets	
Newton Real Return	
Cash	1.5%

Performance



■ A - Ascentric - Lumin 30 19/10/2018 TR in GB [29.45%]
 ■ B - ARC Sterling Cautious PCI TR in GB [17.38%]

31/01/2013 - 31/10/2018 Data from FE 2018

	Benchmark	Portfolio
3 month	-2.07%	-2.74%
6 month	-1.14%	-1.71%
1 year	-1.49%	-1.62%
3 year	8.06%	14.33%
5 year	13.65%	26.58%
Since Inception	17.38%	29.45%

Source: FE, bid to bid, income reinvested.
 Inception is Feb 2013.

All data as at 31 October 2018, unless otherwise stated.

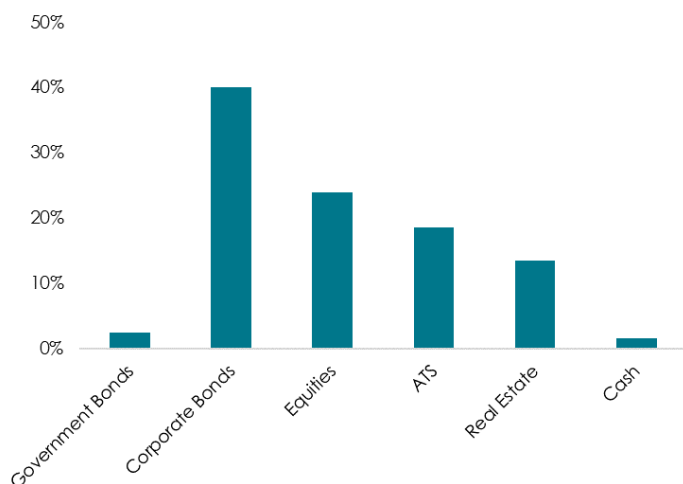
Lumin 30% Portfolio



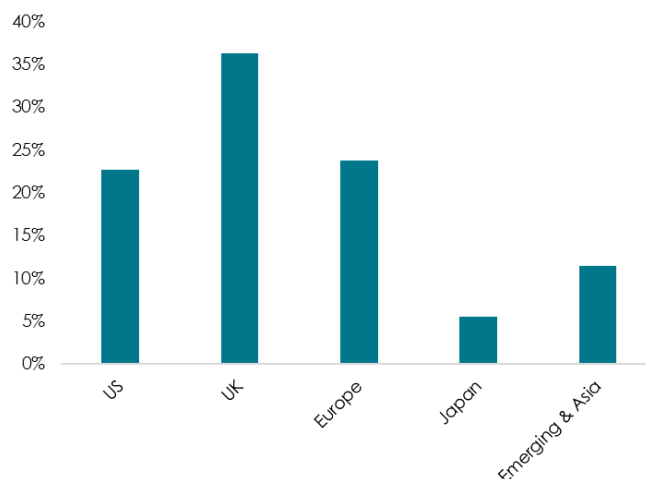
Ascentric

* As at 31st October 2018

Asset Allocation*



Geographical Equity Exposure*



Notes

This portfolio can be held within the following wrappers:

ISA, SIPP, General Investment Account.

We provide in-depth reporting to keep you informed, not confused.

You will receive quarterly portfolio commentary from Lumin, and a quarterly valuation report from your platform provider.

Should you ever need more information, or have any unanswered questions, please contact us.

Please note that the ARC indices can be using estimated performance for as many as four months of recent data. This is until the underlying contributors have submitted actual return numbers.

Contact Us

Lumin Wealth

Number 5, Sandridge Park
Porters Wood, St Albans
AL3 6PH
Telephone: 01727 893333

Central Court
25 Southampton Buildings, London
WC2A 1AL
Telephone: 020 37099300

Email: info@luminwealth.co.uk
Website: www.luminwealth.co.uk

Risks

This document has been issued and approved by Lumin Wealth Management Ltd. It is not intended as an offer to buy or sell securities. The facts stated and estimated and opinions given have been obtained from or based upon sources believed to be reliable; however no representation or warranty, express or implied, is made nor responsibility of any kind accepted either as to the accuracy, completeness or correctness of the information stated herein, or that material facts have not been omitted. Lumin's performance figures have been calculated net of an ongoing charge consistent with the other contributors to the ARC indices. Private clients should be aware that prices may fall as well as rise and the income derived from them may fluctuate. Changes in rates of exchange or taxation may have an effect on the value, price or income of investments. Past performance is not necessarily a guide to future returns and you may not get back the original amount invested. There is no commitment to hold any securities mentioned herein for a set period of time. Lumin Wealth Management is authorised and regulated by the Financial Conduct Authority.

Company number 07366158. FCA number 580185.

All data as at 31 October 2018, unless otherwise stated.