

# Lumin 70% Portfolio

Aegon



## Portfolio Objective

The Lumin 70% portfolio seeks to generate long term, above inflation returns through holding equity investments together with other diversifying investments. The equity investments held are in the range of 60-80% depending on our view of the prospects of the equity markets. The balance of the portfolio is invested in a diversified range of fixed interest, property, hedge funds and inflation linked assets.


## Key Facts\*

Historic Yield	2.36%
Benchmark	ARC PCI £ Steady Growth
Underlying Fund Costs (AMC)	0.59%
Volatility	6.59%**
Maximum Drawdown	5.32%**

\* As at 31st October 2018

\*\* Numbers are based on monthly returns

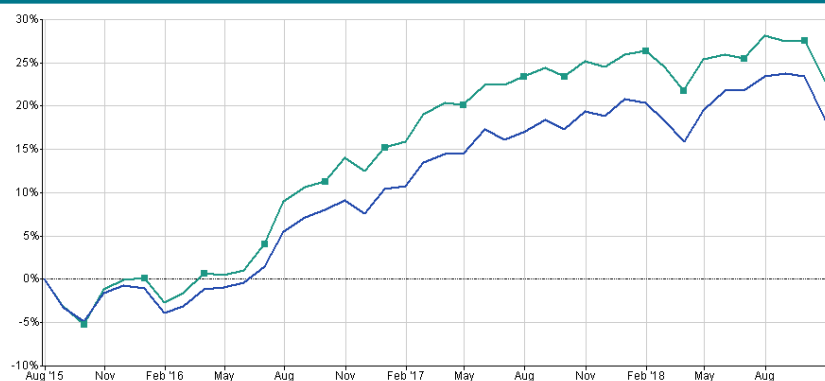
## Risk Rating



## Holdings

<b>Equities</b>	<b>63%</b>
L&G Global Equity Index	
L&G UK 100	
Man GLG UK Undervalued Assets	
Dodge & Cox Global	
Jupiter UK Special Situations	
L&G European Index	
Invesco Perpetual European Equity	
Baillie Gifford Emerging Markets Growth	
Polar Capital Global Insurance	
JPM Natural Resources	
Invesco Pacific	
<b>Corporate Bonds</b>	<b>14.5%</b>
L&G Short Dated Corporate Bond Index	
Jupiter Strategic Bond	
Artemis Strategic Bond	
M&G Optimal Income	
<b>Real Estate</b>	<b>5%</b>
Aberdeen Property Trust	
Henderson UK Property	
<b>Alternative Trading Strategies</b>	<b>16%</b>
Legg Mason WA Macro Opportunities	
Architas Diversified Real Assets	
Newton Real Return	
<b>Cash</b>	<b>1.5%</b>

## Performance



■ A - Aegon ARC - Lumin 70 19/10/2018 TR in GB [22.84%]  
 ■ B - ARC Sterling Steady Growth PCI TR in GB [18.45%]

31/07/2015 - 31/10/2018 Data from FE 2018

	Benchmark	Portfolio
<b>3 month</b>	-4.02%	-4.12%
<b>6 month</b>	-0.85%	-2.03%
<b>1 year</b>	-0.83%	-1.87%
<b>3 year</b>	20.34%	24.31%
<b>Since Inception</b>	18.45%	22.84%

Source: FE, bid to bid, income reinvested.  
 Inception is Aug 2015.

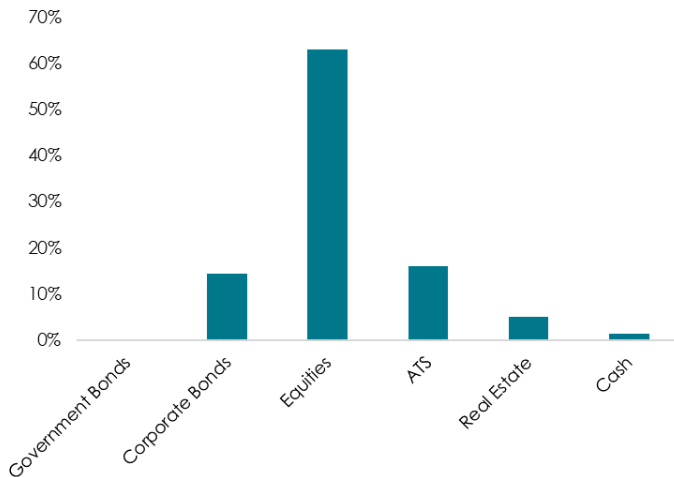
# Lumin 70% Portfolio



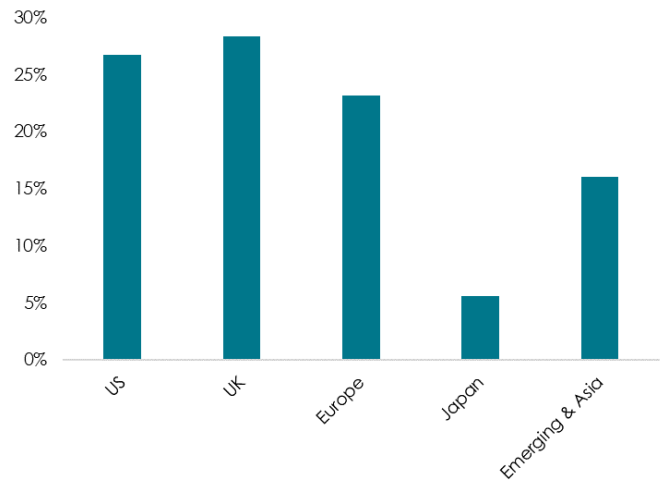
## Aegon

\* As at 31st October 2018

### Asset Allocation\*



### Geographical Equity Exposure\*



### Notes

This portfolio can be held within the following wrappers:

ISA, SIPP, General Investment Account.

We provide in-depth reporting to keep you informed, not confused.

You will receive quarterly portfolio commentary from Lumin, and a quarterly valuation report from your platform provider.

Should you ever need more information, or have any unanswered questions, please contact us.

Please note that the ARC indices can be using estimated performance for as many as four months of recent data. This is until the underlying contributors have submitted actual return numbers.

### Contact Us

Lumin Wealth

Number 5, Sandridge Park

Porters Wood, St Albans

AL3 6PH

Telephone: 01727 893333

Central Court

25 Southampton Buildings, London

WC2A 1AL

Telephone: 020 37099300

### Risks

This document has been issued and approved by Lumin Wealth Management Ltd. It is not intended as an offer to buy or sell securities. The facts stated and estimated and opinions given have been obtained from or based upon sources believed to be reliable; however no representation or warranty, express or implied, is made nor responsibility of any kind accepted either as to the accuracy, completeness or correctness of the information stated herein, or that material facts have not been omitted. Lumin's performance figures have been calculated net of an ongoing charge consistent with the other contributors to the ARC indices. Private clients should be aware that prices may fall as well as rise and the income derived from them may fluctuate. Changes in rates of exchange or taxation may have an effect on the value, price or income of investments. Past performance is not necessarily a guide to future returns and you may not get back the original amount invested. There is no commitment to hold any securities mentioned herein for a set period of time. Lumin Wealth Management is authorised and regulated by the Financial Conduct Authority.

Company number 07366158. FCA number 580185.

All data as at 31 October 2018, unless otherwise stated.